

ASSEMBLY INSTRUCTIONS

PARTS AND HARDWARE

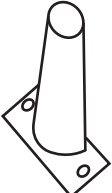






- | | | | | | | |
|---|---|---|---|---|---|---|
|  |  |  |  |  |  |  |
| Front Leg
2X | Rear Leg
6x | Washer
6x | Bolt
4x | Bolt
6x | Allen Key
1x | Allen Key
1x |

DIAGRAM 1

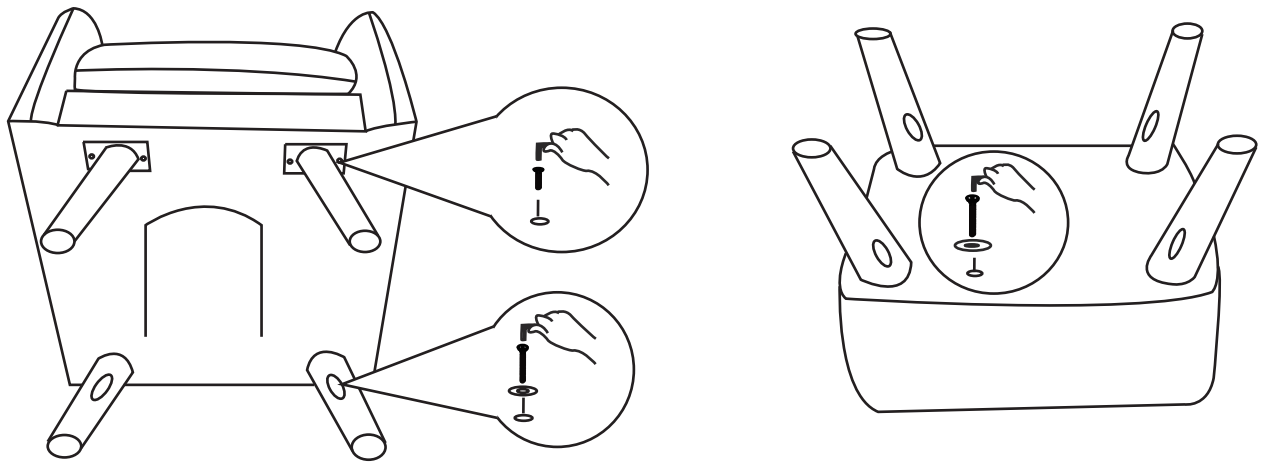


DIAGRAM 2

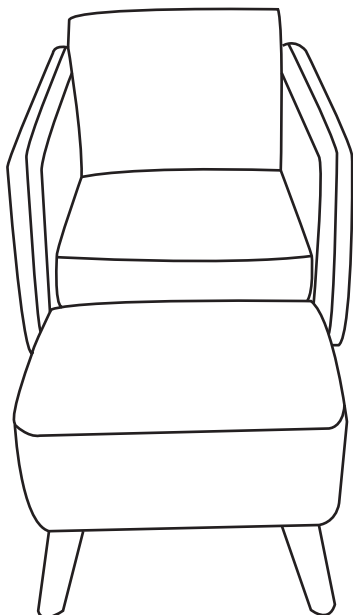


DIAGRAM 3

