

ASSEMBLY INSTRUCTIONS

PARTS AND HARDWARE

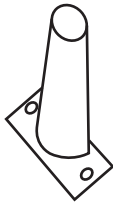






- | | | | | | | |
|-----------------------------------------------------------------------------------|-----------------------------------------------------------------------------------|-----------------------------------------------------------------------------------|-----------------------------------------------------------------------------------|------------------------------------------------------------------------------------|-------------------------------------------------------------------------------------|-------------------------------------------------------------------------------------|
|  |  |  |  |  |  |  |
| Front Leg
2X | Rear Leg
2x | Washer
2x | Bolt
4x | Bolt
2x | Allen Key
1x | Allen Key
1x |

DIAGRAM 1

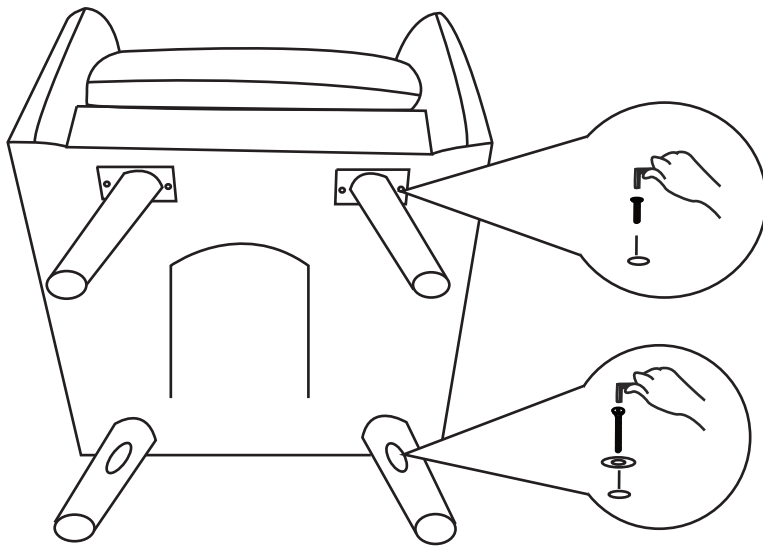


DIAGRAM 2




DIAGRAM 3

