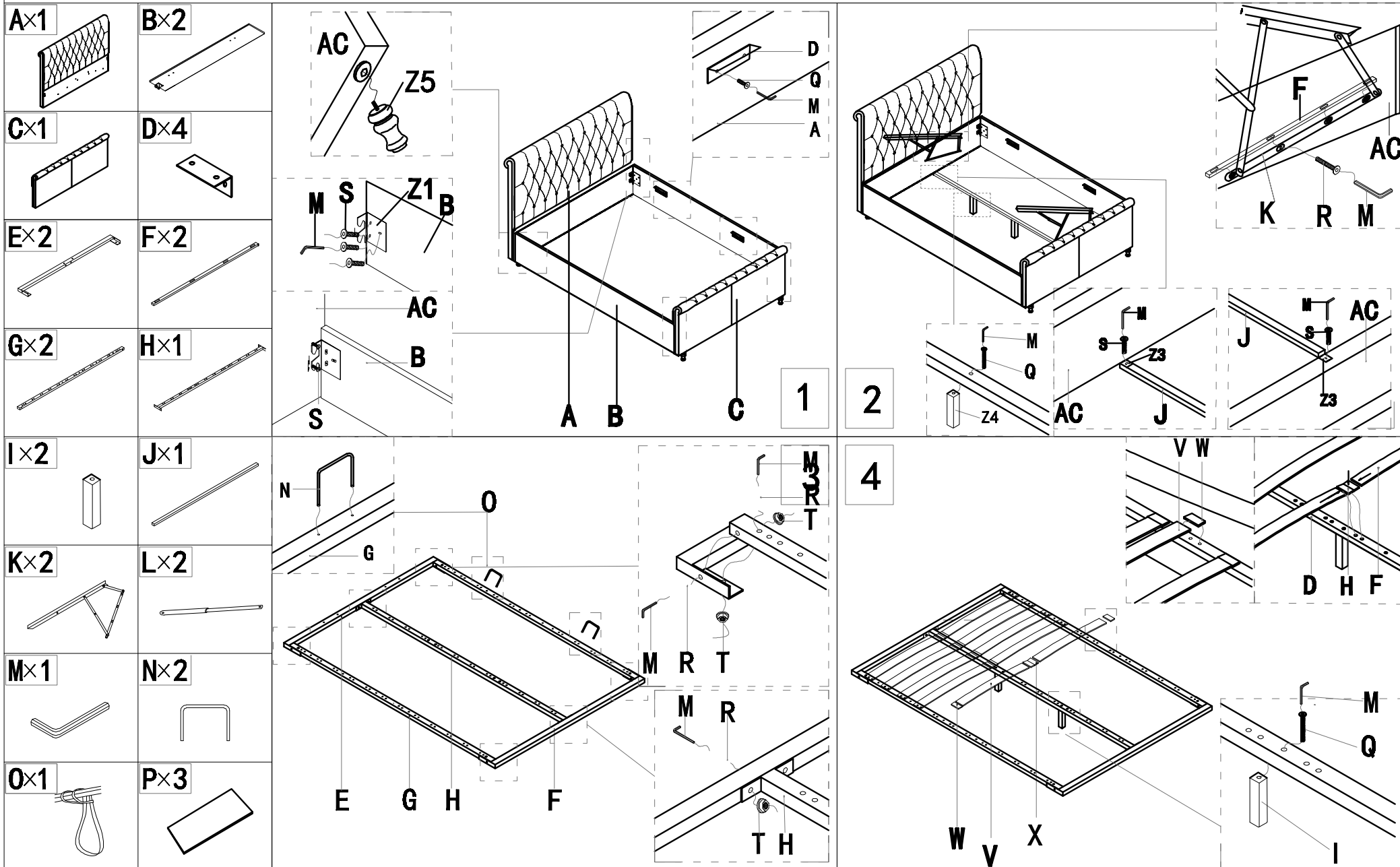




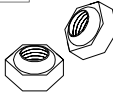
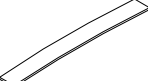

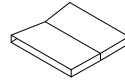



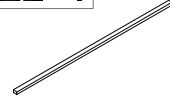
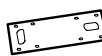



Step 2: Before Fix the gas lift tripod to Headboard and footboard
Please choose which way you prefer to open the frame for storage



Step 7: When fix the metal frame to the tripod (Gas lift frame)
 DON NOT full tithen the bolt, and push down the frame
 and test the frame works smooth or not, after testing well Then fix all the bolt

Q×4  M8x50	R×28  M8x40
S×38  M8x25	T×20 
U×4 	V×24 
W×24 	X×12 
Y× 2 	Z× 1 
Z1×4 	Z2×1 
Z3×2 	Z4×2 
Z5×4 